

Float Level Meter MAGNODUL®

Magnetostrictive Level meter digital with high resolution measuring of liquid level, interface with a magnetic float 2-wire circuit 4-20 mA HART optional

Product group **746**

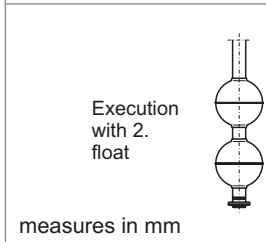
Type **2XXX**

Sheet: 1/1 Revision: 13

Date: 06/09

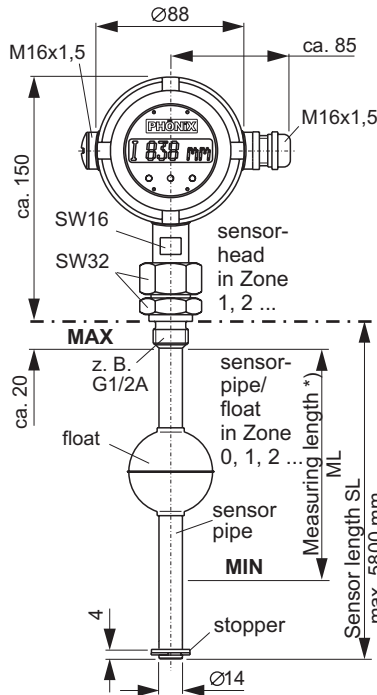


Execution with one float



Execution with 2. float

measures in mm



Field of application

Small to medium ranged levels. Well suited for aggressive media. Measuring of level and interface level (optional). Output analogue and/or digital.

Functional description

The Sensor itself is a magnetostrictive wire, which is passed by a short current pulse. From the float's magnet position a torsional wave travels along the wire. The time of flight is proportional to the level height.

General Data

Resolution: 0.1 mm
Linearity: ±0.5 mm
Hysteresis: 0.5 mm
Weight: ca. 1.5 kg + 5 g/cm

Design Data

Pressure: see float table
Storage temperature: -45...+85 °C
Operating temperature: -60...+185 °C
Ambient temp. ...N/...D: -25/-20...+85/+70 °C
Ambient temp. T4/T5/T6: -20...+70/+70/+60 °C
Material all Sensor parts and housing: SS,...
Measuring length ML: 100 up to 5800 mm
The sensor's pipe has to be erected in a way, that with consideration of vessel intrusions and liquid flow no bouncing against the vessel, bending or breaking of the pipe can be caused. This is of severe importance for sensor pipe length of more then 3 m.

Number of floats: 1 or 2
Ex-classification: II 1/2 G Ex ia IIC T4, T5, T6
U₀/P₀: 30 V/1 W
L/C: < 0,3 mH/10 nF

Electrical Data

Supply voltage: 13...30 VDC
Output current: 4...20 mA (Namur)
Digital port: HART (optional)
Cable gland: M16x1.5; if Ex blue
Wire cross section max.: 1.5 mm²
Cable length: max. 500 m with 0.5 mm²
Ingress protection EN 60529: IP67

Certificates

EC-Examination Certificate: ZELM 07 ATEX 0339
SIL level: SIL 2

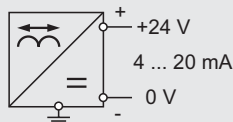
Subject to alterations

Float table

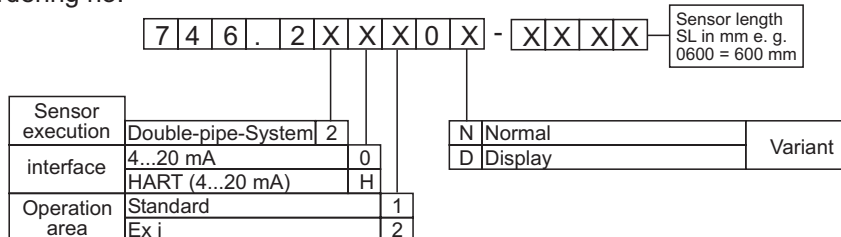
Shape	Density	Pressure	Material	Dimensions HxDxD [mm]	Ordering no.
Cylinder	> 0.75	PN 16	1.4571	43x43x15.5	SZ0431504444
Cylinder	≥ 0.5	PN 64	3.7025/35	156x56x16	SZ1561605664
Sphere	> 0.65	PN 25	1.4571	52x52x15.5	SK0521505354
Sphere	> 0.8	PN 40	1.4571	52x52x15	SK0521505254
Sphere	> 0.75	PN 50	3.7025/35	52x53x13.7	SK052150539

Floats for other densities, Interface or higher press. are available on req.

Connection diagram



Ordering no.



PHÖNIX

Messtechnik GmbH
Salzschlirfer Straße 13
D-60386 Frankfurt/M.
Tel. +49/69/41 67 42 -20
Fax +49/69/41 67 42 -29
sales@phoenix-mt.com
www.phoenix-mt.com

