

Bimetal thermometer

Stainless steel

ND 63 , 100 , and 160
Accuracy class 1

according to DIN 16 203 and 16 204

Features

Short response time
Wide selection of standard versions
High grade version

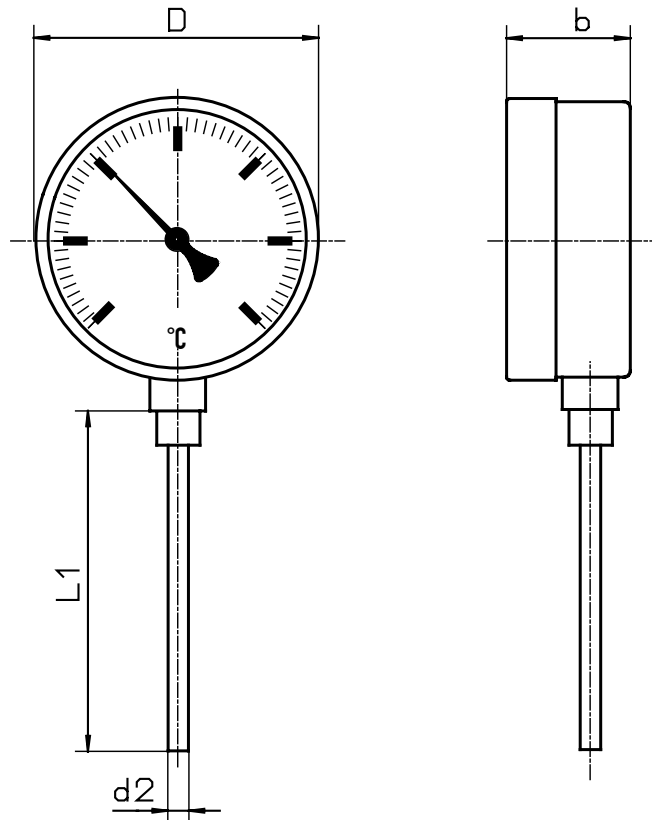
Applications

Mechanical engineering and apparatus manufacture,
Container and pipe construction
Building service and a wide range of applications in industry



Model and ND	TB-30 63	TB-30 100	TB-30 160
Connection	bottom		
Ranges	-30...+50°C, -20...+60°C, -10...+50°C 0...60°C, 0...80°C, 0...100°C, 0...120°C, 0...160°C, 0...200°C, 0...250°C, 0...300°C 0...400°C, 0...500°C, other at inquiry		
Application	Full scale value		
Case	CrNi steel		
Bezel	CrNi steel , bayonet catch,		
Window	Glass lens		
Dial	Aluminium white ,scale black		
Pointer	Aluminium, black		
Measuring element	Bimetal coil		
Display correction	Adjusting pointer or at end of shaft		
Shaft	CrNi steel , 8 mm		
Connection	lock at data sheet T 190		
Length	45, 63, 100, 150, 200, 250 mm, max. 500 mm		
Protection	IP 43 or IP 65 according EN 60259 /IEC 529		
Weight	0,2 kg	0,4 kg	0,8 kg

Dimensions



Dimensions in mm								
Model	NG	D	b		d2		sw	G
TB-30	63	63	45		8		21	G 1/2 B
TB-30	80	80	45		8		21	G 1/2 B
TB-30	100	100	50		8		21	G 1/2 B
TB-30	160	160	50		8		21	G 1/2 B

Modelspecification

Model	Connection	Nominal size	Range	Length	Connection type
TB-3	0	f.e. 100	f.e. 120	f.e. 100	f.e. F2
	bottom = 0	Case ND 63 = 63 Case ND 80 = 80 Case ND 100 = 100 Case ND 160 = 160	after ranghespecification or direct 120 °	sensorlength in mm	after data sheet T 190

Bimetal thermometer Stainless steel , pivoting case

ND 80 , 100 , and 160
Accuracy class 1

according to DIN 16 204



Features

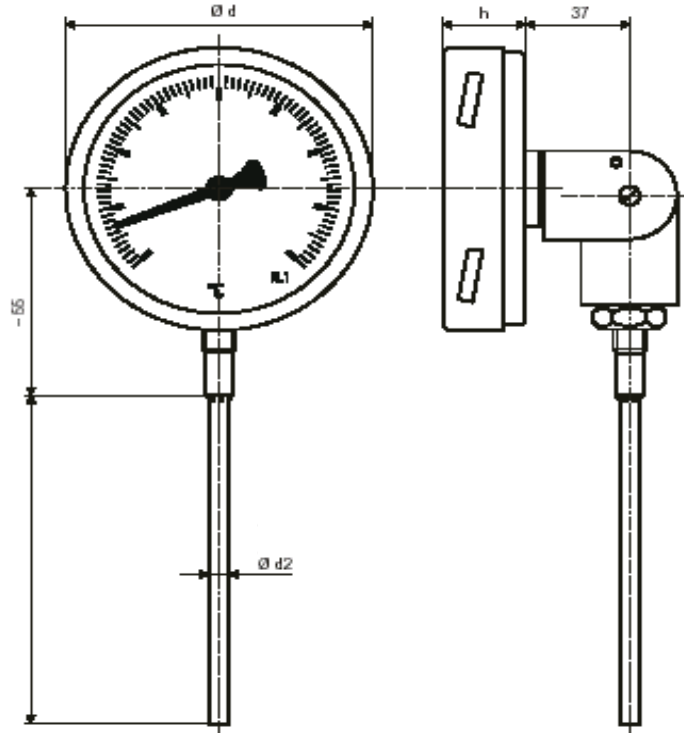
Short response time
Wide selection of standard versions
High grade version
Version with rotating and pivoting case

Applications

Mechanical engineering and apparatus manufacture,
Container and pipe construction
Building service and a wide range of applications in industry
Food industry

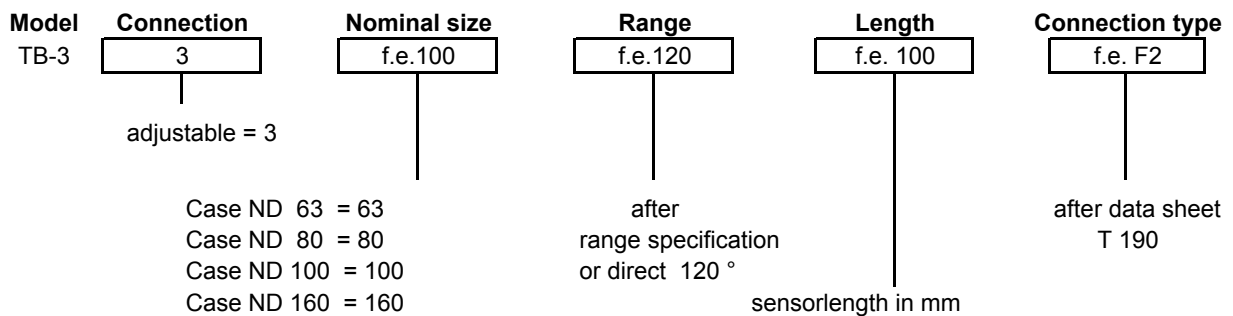
Model and ND	TB-33 80	TB-33 100	TB-33 160
Connection	bottom		
Ranges	-30...+50°C, -20...+60°C, -10...+50°C 0...60°C, 0...80°C, 0...100°C, 0...120°C, 0...160°C, 0...200°C, 0...250°C, 0...300°C 0...400°C, 0...500°C, other at inquiry		
Application	Full scale value		
Case	CrNi steel		
Bezel	CrNi steel, rim ring or bayonet catch		
Window	Glass lens		
Dial	Aluminium white ,scale black		
Pointer	Aluminium, black		
Measuring element	Bimetal coil		
Display correction	Adjusting pointer or at case backside		
Shaft	CrNi steel , 8 mm		
Connection	lock at data sheet T 190		
Length	45, 63, 100, 150, 200, 250 mm, max. 500 mm		
Protection	IP 43 or IP 65 according EN 60259 /IEC 529		
Weight	0,6 kg	0,8 kg	1,2 kg

Dimensions



Dimensions in mm								
Typ	NG	D	h		d2		sw	G
TB-33	80	80	24		8		21	
TB-33	100	100	28		8		21	
TB-33	160	160	28		8		21	

Modelspecification



Bimetal thermometer Stainless steel

ND 63 , 100 , and 160
Accuracy class 1

according to DIN 16 203 and 16 204

Features

Short response time
Wide selection of standard versions
High grade version

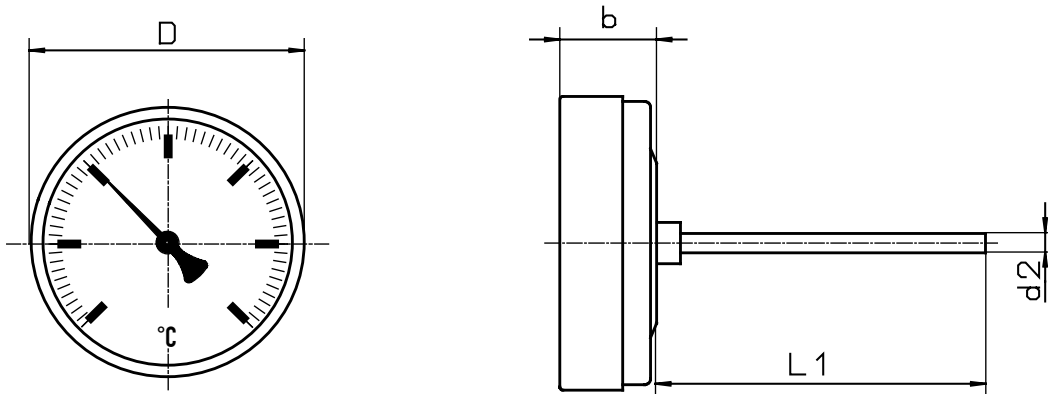
Applications

Mechanical engineering and apparatus manufacture,
Container and pipe construction
Building service and a wide range of applications in industry



Model and ND	TB-34 63	TB-34 100	TB-34 160
Connection	back centric		
Ranges	-30...+50°C, -20...+60°C, -10...+50°C 0...60°C, 0...80°C, 0...100°C, 0...120°C, 0...160°C, 0...200°C, 0...250°C, 0...300°C 0...400°C, 0...500°C, other at inquiry		
Application	Full scale value		
Case	CrNi steel		
Bezel	CrNi steel , bayonet catch,		
Window	Glass lens		
Dial	Aluminium white ,scale black		
Pointer	Aluminium, black		
Measuring element	Bimetal coil		
Display correction	Adjusting pointer or at end of shaft		
Shaft	CrNi steel , 8 mm		
Connection	lock at data sheet T 190		
Length	45, 63, 100, 150, 200, 250 mm, max. 500 mm		
Protection	IP 43 or IP 65 according EN 60259 /IEC 529		
Weight	0,2 kg	0,4 kg	0,8 kg

Dimensions



Dimensions in mm								
Model	NG	D	b		d2		sw	G
TB-34	63	63	20		8		21	G 1/2 B
TB-34	80	80	24		8		21	G 1/2 B
TB-34	100	100	28		8		21	G 1/2 B
TB-34	160	160	28		8		21	G 1/2 B

Modelspecification

